



Important:

Inflate immediately after opening package.

Single Bubble

To use a **latex regulator**, keep inflating until the Bubble Balloon is very round and the wrinkles and bumps along the seam are gone. Bubble Balloons stretch like latex balloons and look like beach balls when properly inflated (see illustration below).

The **Bubble Inflator™** automatically inflates Single Bubbles and Deco Bubbles to the perfect pressure and size with “Wrinkle-Free Seams”. See page 174 for more details

Double Bubble (4 Easy Steps)

1. Locate the **blue valve** (A). Slightly inflate the outer Bubble Balloon with a **latex regulator** so the inner shape has room to inflate.
2. Locate the **white valve** (B). Fully inflate the inner shape with a **foil regulator**.
3. Use both hands to manipulate the inner shape so it's in a good position.
4. Return to the **blue valve** (A) and fully inflate the outer Bubble Balloon with a **latex regulator**. Keep inflating until the Bubble Balloon is very round and the wrinkles and bumps are gone (see illustration).

Tip: If the inner shape shrinks noticeably while inflating the outer Bubble Balloon, return to the white valve (B). Use your latex regulator to add a micro-second of helium, or use a hand pump to add just enough air to fill out the inner shape.


Latex Regulator



Foil Regulator




Bubble Regulator



Inflated Bubble

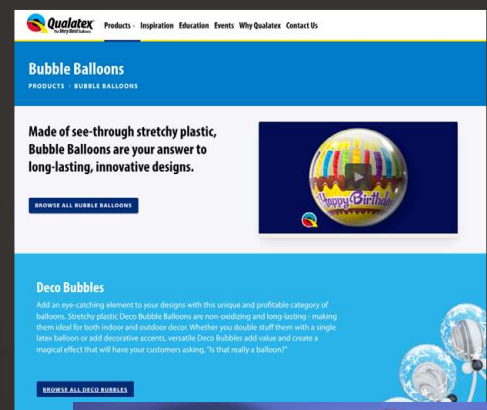
Seam without wrinkles



NO NO NO YES!

Inflate Bubble until the seam is wrinkle free!

Watch Bubble inflation instructions at qualatexurope.com!



The Bubble Balloon comes packaged with a moisture pack to prevent them from drying out. Single and Double Bubbles also include pre-attached ribbon.





**BUBBLE
BALLOON™**

All our Bubble Balloons can be air-filled for even longer-lasting fun, either using a hand pump or electric air inflator.

Share your air-filled Bubble creations with us on Instagram using the hashtags **#qualatexurope** **#airfilledbubbles** and we will share the best ones!

Tips

- Once the package is opened, the Bubble Balloon **must be inflated immediately** or it will dry out. Discard the moisture pack after inflation.
- Do NOT use a foil (auto shut-off) regulator to inflate Single Bubbles, the outer bubbles of Double Bubbles, or Deco Bubbles; if you do, the foil regulator will shut off too soon. Instead use latex regulators or Bubble inflators on the Bubble Balloon, and keep inflating until the wrinkles and bumps are gone.

Deco Bubble

- Inflate with a **latex balloon regulator** immediately upon opening. When air inflating, use nitrogen or compressed air. Do not use an automatic shut-off regulator or regular air inflator; they do not have enough power to inflate a Bubble Balloon wrinkle-free. Hand pumps or other electric air inflators can be used.
- When inflating Deco Bubbles, NEVER leave ANY wrinkles on the seam. Although the balloon will seem tight, continue inflating and stop just as the wrinkles disappear, leaving a perfectly smooth seam.

Tying Deco Bubbles

1. Tightly grip the neck and twist several times.
2. Wrap a ribbon, 160Q, or 260Q around the neck, wrap around several times, and tie a permanent knot. Tying the knot extremely tight will ensure a long-lasting Deco Bubble.



Helium Guidelines

Over-inflating or under-inflating the Bubble Balloon can affect its float time and lift ability. Follow package instructions to inflate properly and achieve the best float times. Actual flying times will also depend on temperature and atmospheric conditions. Deco Bubble float times and lift ability will vary if other types of balloons are placed inside.

Bubble Balloon Helium Chart

Balloon Description	Inflated Size	(Width x Height)	Lift Ability	Gas Capacity	Avg # per 3.6m ³ T-Size Cylinder
20"(51cm) Deco Bubble (empty)	15" x 15"	38cm x 38cm	0.37 oz. (10.4g)	0.70 cu. ft. (0.020m ³)	Up to 180
22"(56cm) Single Bubble	16" x 16"	41cm x 41cm	0.51 oz. (14.6g)	0.96 cu. ft. (0.027m ³)	Up to 133
24"(61cm) Deco Bubble (empty)	19" x 15"	48cm x 38cm	0.90 oz. (25.4g)	1.49 cu. ft. (0.042m ³)	Up to 85
24"(61cm) Double Bubble	18" x 18"	46cm x 46cm	0.25 oz. (7.2g)	1.20 cu. ft. (0.034m ³)	Up to 105

NOTE: The listed average inflation sizes and numbers of balloons per helium tank are conservative averages. A properly inflated, helium filled Bubble balloon will float 1-3 weeks. Actual flying times vary depending on temperature and atmospheric conditions (and tying techniques for Deco bubbles).